


















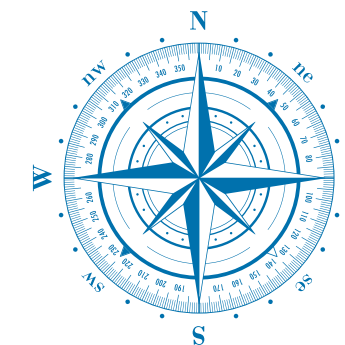
	TYPE - A (120 SQYD.)
	TYPE - B2 (136 SQYD.)
	TYPE - B1 (160 SQYD.)
	TYPE - C (100 SQYD.)
	TYPE - B (145 SQYD.)
	TYPE - D1 (165 SQYD.)
	TYPE - D (180 SQYD.)
	TYPE - E1 (140 SQYD.)
	TYPE - E (145 SQYD.)
	TYPE - F (131 SQYD.)
	TYPE - F1 (135 SQYD.)
	TYPE - G (154 SQYD.)
	TYPE - J (180 SQYD.)
	TYPE - L (165 SQYD.)
	TYPE - O (125 SQYD.)
	TYPE - M (135 SQYD.)
	TYPE - K (150 SQYD.)
	TYPE - I (160 SQYD.)
	TYPE - P (180 SQYD.)
	TYPE - H (146 SQYD.)



MAP NOT TO SCALE\*

A Project By