

A Developer with Rera Approved Projects



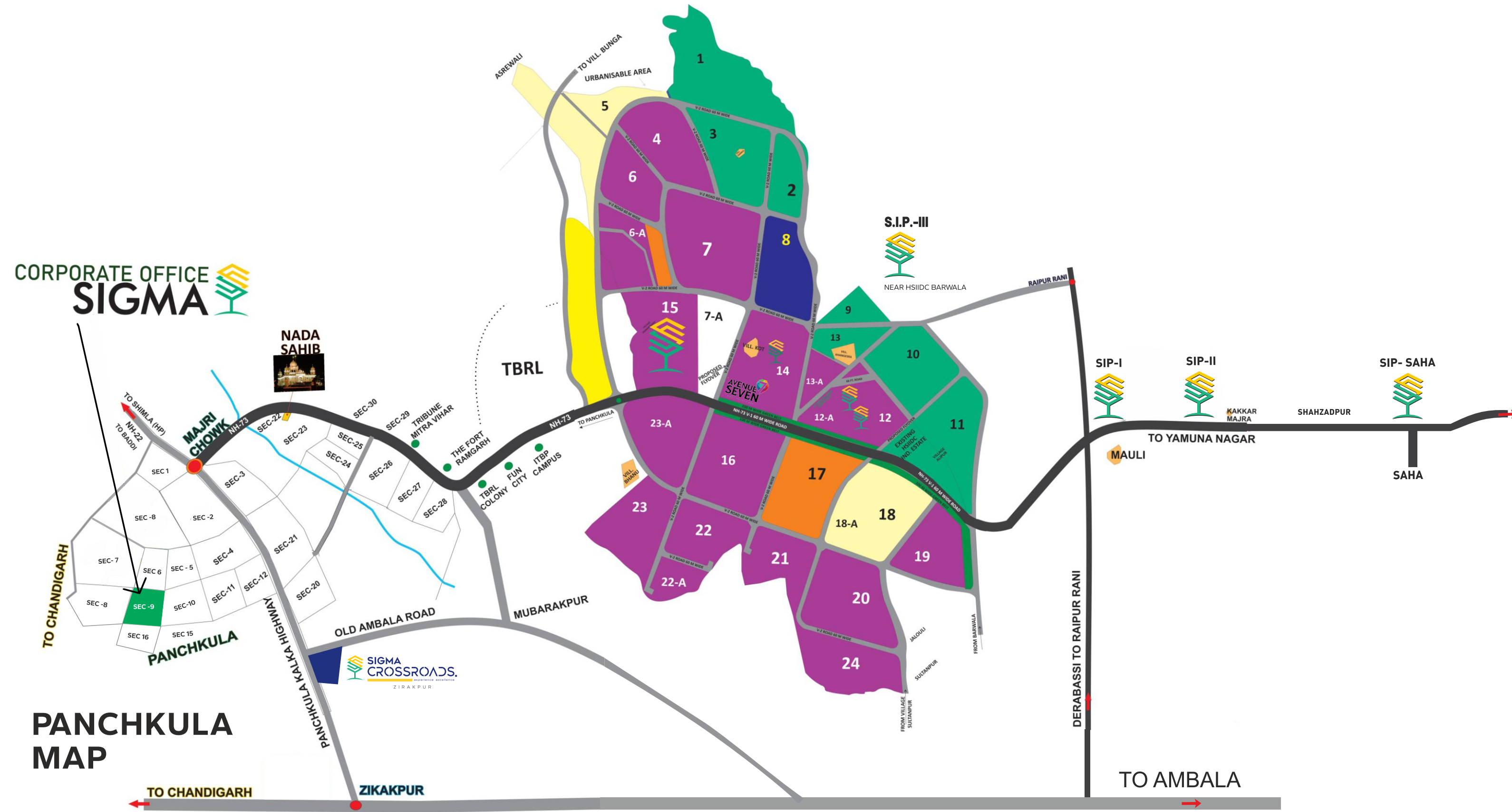
Corporate Office :

SCO 302, 1st Floor, Sector 9 Panchkula, Haryana - 134109

The haven of Connectivity awaits

Experience the seamless blend of connectivity at our pristine location, where every road leads to your ideal haven. Step into a thoughtfully planned address, where every corner is crafted for your convenience. Relish the comfort of modern amenities designed to simplify everyday living. Surround yourself with green spaces that offer a breath of calm amidst the bustle.

- RESIDENTIAL
- COMMERCIAL
- INDUSTRIAL
- TRANSPORT & COMMUNICATION
- PUBLIC & SEMI-PUBLIC
- OPEN SPACE
PARKS, GREEN BELTS, GARDEN



PANCHKULA
MAP



TOTAL 15 PROJECTS

DEVELOPING APPROX 300+ ACRES

- RERA APPROVED PROJECTS : RESIDENTIAL, INDUSTRIAL & COMMERCIAL
- DELIVERED PROJECT: GARDEN VALLEY, SIGMA RESIDENCY, SIGMA INDUSTRIAL PARK 1, SIGMA RESIDENCY KAITHAL
- COMING SOON PROJECT : SH. JASWANT GARDEN PANCHKULA, AVENUE SEVEN, SIGMA INDUSTRIAL PARK 2, SIGMA INDUSTRIAL PARK 3, SIGMA INDUSTRIAL PARK SAHA, SIGMA GREEN, SIGMA INDUSTRIAL PARK PANIPAT, SIGMA INDUSTRIAL PARK PANIPAT 2, SIGMA CITY KAITHAL.

07
RESIDENTIAL
PROJECTS

A green card with a white house icon at the top. Below the icon, the number "07" is displayed in a large, bold, white font, followed by the words "RESIDENTIAL" and "PROJECTS" in a smaller, white, all-caps sans-serif font.

02
COMMERCIAL
PROJECTS

A light green card with a white shopping bag icon at the top. Below the icon, the number "02" is displayed in a large, bold, white font, followed by the words "COMMERCIAL" and "PROJECTS" in a smaller, white, all-caps sans-serif font.

06
INDUSTRIAL
PROJECTS

An orange card with a white factory icon at the top. Below the icon, the number "06" is displayed in a large, bold, white font, followed by the words "INDUSTRIAL" and "PROJECTS" in a smaller, white, all-caps sans-serif font.

IN **06** CITIES
• BADDI • PANCHKULA • ZIRAKPUR • AMBALA
• KAITHAL • PANIPAT

IN **03** STATES
• HIMACHAL PRADESH • PUNJAB • HARYANA

Projects Name

GARDEN VALLEY, BADDI

(Bhatolikalan, Baddi) Delivered Project

SIGMA RESIDENCY, PANCHKULA

(Sector 12, Panchkula Extn.-II, Panchkula)

SIGMA RESIDENCY - II , PANCHKULA

(Sector 12, Panchkula Extn.-II, Panchkula)

SIGMA RESIDENCY, KAITHAL

(Sector 22, Kaithal, Haryana)

SIGMA GREEN KAITHAL

(Sector 29, Kaithal, Haryana)

SIGMA CITY KAITHAL

(Sector 39, Jind Road Haryana)

SHRI JASWANT GARDEN, PANCHKULA

(Sector 15, Panchkula Extn.-II, Panchkula) - Upcoming Project

Projects Name

SIGMA INDUSTRIAL PARK-I

(Vill. Mauli, Barwala on NH-07, Panchkula, Haryana)

SIGMA INDUSTRIAL PARK -II

(Vill. Kakkar Majra, Sehzadpur, on NH-07, Panchkula, Haryana)

SIGMA INDUSTRIAL PARK -III

(Vill. Manak Tabra, Near HSIIDC, Panchkula Extension, Haryana)

SIGMA INDUSTRIAL PARK, SAHA

(NH-344, Panchkula- Yamunanagar Highway, Saha)

SIGMA INDUSTRIAL PARK, PANIPAT

(Nh-709 AD, Panipat To Sanauli Road, kurar, Panipat)

SIGMA INDUSTRIAL PARK, PANIPAT -II

(Nh-709 AD, Panipat To Sanauli Road, kurar, Panipat)

SIGMA AVENUE 7







(Sector 14, Panchkula Extn.-II on NH-07, Panchkula, Haryana)


SIGMA CROSSROADS, ZIRAKPUR

(Opp. Paras Downtown Mall, Zirakpur)

Project Highlights (Amenities & Facilities)

Unveil a lifestyle of elegance, comfort and modern living with our thoughtfully designed township that blends luxury with nature. Our world-class amenities ensure a premium living experience for you and your family.

-  Project with wide internal roads
-  Basketball court
-  Fancy street lights
-  Swings & sand pits for kids
-  Gated township
-  Elder zone
-  Large landscape green area
-  Plots Facing shivalik mountain view
-  Jogging track
-  Ample parking space
-  Commercial complex with in vicinity
-  Underground electricity cables



Unleash the full potential of your space and create a stunning oasis with our visionary design approach. Our open areas inspire a dynamic and

HSIIDC

Site Address: Sector 12, Panchkula Extn.-II, Panchkula, Haryana



S.No.	PLOT NO.	TYPE OF PLOTS	DIMENSION IN FEET	AREA IN SQ.MT	AREA IN SQ.FT.	TYPE OF PLOTS	TOTAL AREA IN SQ.MT	TOTAL AREA IN SQ.FT.		
1	1-3	A	62.68 x 25.62	1609.44	178.73	3	4848.32	536.91		
2	3A	CO	47.07 x 23.68	103.61	123.92	1	103.61	123.92		
3	4-23	B	47.07 x 25.12	109.92	131.46	20	2398.40	2629.29		
4	24-43	C	53.56 x 25.12	125.09	149.61	20	2501.80	2992.15		
5	43A	CI	53.56 x 23.68	117.90	141.01	1	117.90	141.01		
6	44-63	D	61.50 x 26.24	150.00	179.40	20	3000.00	3398.00		
7	64-68	E	61.50 x 25.12	143.63	171.78	5	718.15	858.91		
8	69-71	F	44.05 x 27.26	111.60	133.47	3	334.80	400.42		
9	74-81	GO	47.33 x 22.01	96.83	115.81	8	774.64	926.47		
10	82-91	D	61.50 x 26.24	150.00	179.40	10	1500.00	1794.00		
11	92	GA	64.26 x 24.01	143.40	171.51	1	143.40	171.51		
12	93-98B	G	64.26 x 23.81	142.21	170.30	6	1132.76	1360.76		
13	99-104	G1	64.12 x 23.81	141.93	169.75	6	851.58	1018.49		
14	105-108	H	60.88 x 26.50	149.96	179.35	4	599.84	717.41		
15	109	HO	59.27 x 26.47	149.78	179.14	1	149.78	179.14		
16	110-114	H	60.88 x 26.50	149.96	179.35	4	599.84	717.41		
17	115	HO	59.27 x 26.47	149.78	179.14	1	149.78	179.14		
18	116	I	61.89 x 25.49	146.62	175.36	1	146.62	175.36		
19	117-140	J	61.89 x 25.09	144.36	172.65	26	3753.36	4489.02		
20	141	I	61.89 x 25.49	146.62	175.36	1	146.62	175.36		
21	142-149	K	49.17 x 22.01	100.58	120.29	8	804.64	962.35		
22	150	L	49.17 x 22.01	99.98	119.58	1	99.98	119.58		
23	151-158	K	49.17 x 22.01	100.58	120.29	8	804.64	962.35		
24	159	L	49.17 x 22.01	99.98	119.58	1	99.98	119.58		
25	160	M	56.19 x 23.65	123.51	147.72	1	123.51	147.72		
26	161-164	M1	56.19 x 23.03	120.25	143.82	4	481.00	575.28		
27	165-168	N	56.12 x 23.03	120.11	143.65	4	480.44	574.61		
28	169-170	N1	56.12 x 23.65	123.36	147.54	2	246.72	295.08		
29	171-174	N	56.12 x 23.03	120.11	143.65	4	480.44	574.61		
30	175	NO	51.00 x 23.65	112.33	134.35	1	112.33	134.35		
31	176	O	51.00 x 20.14	95.66	114.41	1	95.66	114.41		
32	177-220	P	51.00 x 22.01	104.54	125.03	44	4599.76	5501.31		
33	221	O	51.00 x 20.14	95.66	114.41	1	95.66	114.41		
34	222	NO	51.00 x 23.65	112.33	134.35	1	112.33	134.35		
35	223-229	Q	43.00 x 20.01	79.97	95.64	7	559.79	669.51		
36	230	Q1	43.00 x 18.53	74.07	88.59	1	74.07	88.59		
37	231	R1	41.56 x 20.60	79.57	95.17	1	79.57	95.17		
38	232-239	R	41.56 x 20.53	79.31	94.85	8	634.48	758.84		
39	240-247	S	41.59 x 20.53	79.38	94.94	8	635.04	759.51		
40	248	S1	41.59 x 20.60	79.63	95.24	1	79.63	95.24		
41	249	T1	45.92 x 20.60	87.92	105.15	1	87.92	105.15		
42	250-257	T	45.92 x 20.53	87.64	104.82	8	701.12	838.54		
43	258	Q1	43.00 x 18.53	74.07	88.59	1	74.07	88.59		
44	259-272	Q	43.00 x 20.01	79.97	95.64	14	1119.58	1339.02		
45	273	Q1	43.00 x 18.53	74.07	88.59	1	74.07	88.59		
46	274-287	V	41.56 x 21.06	81.34	97.28	14	1138.76	1361.96		
47	288-301	V	41.59 x 21.06	81.41	97.37	14	1139.74	1363.13		
48	302-315	W	45.92 x 21.06	89.88	107.50	14	1258.32	1504.95		
49	316	Q1	43.00 x 18.53	74.07	88.59	1	74.07	88.59		
50	317-323	Q	43.00 x 20.01	79.97	95.64	7	559.79	669.51		
51	324-334	X	49.99 x 22.01	102.26	122.30	11	1124.86	1345.33		
							TOTAL	337	37428.87	44764.09

COMING SOON

COMING SOON

Project Highlights

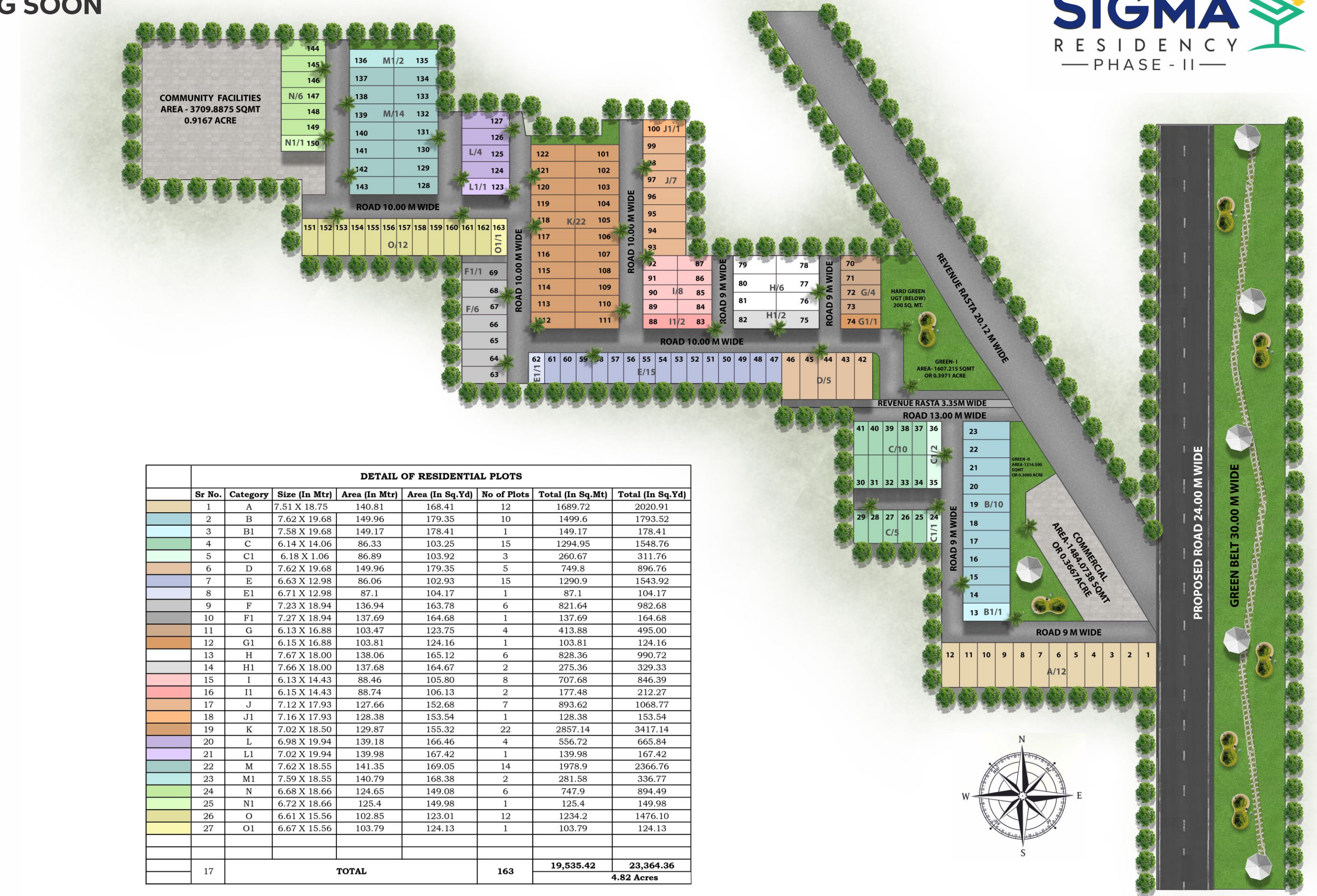
(Amenities & Facilities)

Unveil a lifestyle of elegance, comfort and modern living with our thoughtfully designed township that blends luxury with nature. Our world-class amenities ensure a premium living experience for you and your family.

-  Project with wide internal roads
-  Jogging track
-  Fancy street lights
-  Basketball court
-  Gated township
-  Swings & sand pits for kids
-  Commercial complex with in vicinity
-  Outdoor gym
-  Large landscape green area
-  Underground electricity cables
-  Ample parking space
-  Plots facing shivalik mountain view

For internal use only

Site Address: Sector 12, Panchkula Extn.-II, Panchkula, Haryana








DETAIL OF RESIDENTIAL PLOTS							
Sr No.	Category	Size (In Mtr)	Area (In Mtr)	Area (In Sq.Yd)	No of Plots	Total (In Sq.Mt)	Total (In Sq.Yd)
1	A	7.51 X 18.75	140.81	168.41	12	1689.72	2020.91
2	B	7.62 X 19.68	149.96	179.35	10	1499.6	1793.52
3	B1	7.58 X 19.68	149.17	178.41	1	149.17	178.41
4	C	6.14 X 14.06	86.33	103.25	15	1294.95	1548.76
5	C1	6.18 X 1.06	86.89	103.92	3	260.67	311.76
6	D	7.62 X 19.68	149.96	179.35	5	749.8	896.76
7	E	6.63 X 12.98	86.06	102.93	15	1290.9	1543.92
8	E1	6.71 X 12.98	87.1	104.17	1	87.1	104.17
9	F	7.23 X 18.94	136.94	163.78	6	821.64	982.68
10	F1	7.27 X 18.94	137.69	164.68	1	137.69	164.68
11	G	6.13 X 16.88	103.47	123.75	4	413.88	495.00
12	G1	6.15 X 16.88	103.81	124.16	1	103.81	124.16
13	H	7.67 X 18.00	138.06	165.12	6	828.36	990.72
14	H1	7.66 X 18.00	137.68	164.67	2	275.36	329.33
15	I	6.13 X 14.43	88.46	105.80	8	707.68	846.39
16	I1	6.15 X 14.43	88.74	106.13	2	177.48	212.27
17	J	7.12 X 17.93	127.66	152.68	7	893.62	1068.77
18	J1	7.16 X 17.93	128.38	153.54	1	128.38	153.54
19	K	7.02 X 18.50	129.87	155.32	22	2857.14	3417.14
20	L	6.98 X 19.94	139.18	166.46	4	556.72	665.84
21	L1	7.02 X 19.94	139.98	167.42	1	139.98	167.42
22	M	7.62 X 18.55	141.35	169.05	14	1978.9	2366.76
23	M1	7.59 X 18.55	140.79	168.38	2	281.58	336.77
24	N	6.68 X 18.66	124.65	149.08	6	747.9	894.49
25	N1	6.72 X 18.66	125.4	149.98	1	125.4	149.98
26	O	6.61 X 15.56	102.85	123.01	12	1234.2	1476.10
27	O1	6.67 X 15.56	103.79	124.13	1	103.79	124.13
17	TOTAL				163	19,535.42	23,364.36
							4.82 Acres

HRERA-PKL-KTL-578-2024
RERA APPROVED



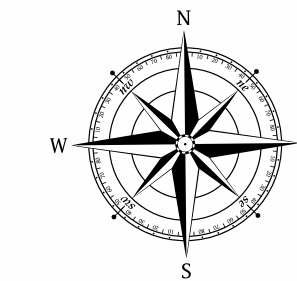
Project Highlights (Amenities & Facilities)

Unleash a new level of opulence and sophistication with our unmatched, world-class amenities that redefine luxury living in residential projects.

-  Project with wide internal roads
-  Basketball court
-  Fancy street lights
-  Swings & sand pits for kids
-  Gated township
-  Outdoor gym
-  Large landscape green area
-  Jogging Track
-  Ample parking space
-  Underground electricity cables
-  Wide walkway
-  Commercial complex with in vicinity

Site Address: Sector 22, Kaithal, Haryana

For internal use only



SITE PLAN



DETAIL OF RESIDENTIAL PLOTS						
Sr No.	Category	Size (In Mtr)	Area (In Mtr)	Area (In Sq.Yd)	No of Plots	Total (In Sq.Yd)
1	A	7.78 X 18.72	145.64	174.19	5	870.93
2	A1	AS PER PLAN	144.986	173.40	1	173.40
3	B	AS PER PLAN	84.646	101.24	1	101.24
4	B1	AS PER PLAN	84.445	101.00	1	101.00
5	B2	AS PER PLAN	84.277	100.80	1	100.80
6	B3	AS PER PLAN	83.766	100.18	1	100.18
7	B4	AS PER PLAN	76.393	91.37	1	91.37
8	C	5.59 X 11.79	65.91	78.83	6	472.97
9	D	8.01 X 18.16	145.46	173.97	15	2609.55
10	E	6.70 X 18.16	121.67	145.52	3	436.55
11	F	6.70 X 17.62	118.054	141.19	6	847.16
12	G	7.04 X 15.20	107.01	127.98	5	639.92
13	H	8.25 X 18.16	149.82	179.18	12	2150.22
14	I	8.25 X 17.07	140.82	168.42	12	2021.05
15	J	7.43 X 17.07	126.83	151.69	22	3337.15
16	J1	7.52 X 17.07	128.37	153.53	1	153.53
17	K	6.70 X 17.07	114.37	136.79	3	410.36
18	TOTAL				96	14,617.36 3.020 Acres














For internal use only

COMING SOON

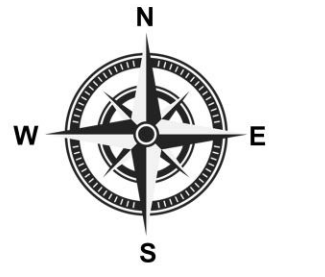
COMING SOON

Project Highlights (Amenities & Facilities)

Unleash a new level of opulence and sophistication with our unmatched, world-class amenities that redefine luxury living in residential projects.

-  Wide internal roads
-  Basketball court
-  Fancy street lights
-  Swings & sand pits for kids
-  Gated township
-  Outdoor gym
-  Commercial complex with in vicinity
-  Elder Zone
-  Landscape green area
-  Meditation area
-  Jogging track

Site Address: Sector 29, Kaithal, Haryana



PROPOSED SITE PLAN

For internal use only

For internal use only



DETAIL OF RESIDENTIAL PLOTS						
S.NO.	TYPE	SIZE(IN METERS)	AREA(IN SQMT)	AREA(IN SQ.YRD)	NO. OF PLOTS	TOTAL(IN SQMT)
1	A	7.99 X 18.77	= 149.97	179.36	12	= 1799.64
2	B	7.73 X 16.08	= 124.30	148.66	4	= 497.20
3	C	7.05 X 17.99	= 126.83	151.69	15	= 1902.45
4	D	6.26 X 15.58	= 97.53	116.65	2	= 195.06
5	E	6.99 X 17.90	= 125.12	149.64	6	= 750.72
6	F	7.54 X 14.54	= 109.63	131.12	8	= 877.04
7	G	7.61 X 17.88	= 136.07	162.74	44	= 5987.08
8	H	7.61 X 19.70	= 149.92	179.30	22	= 3298.24
9	I	7.61 X 19.15	= 145.73	174.29	22	= 3206.06
10	J	7.50 X 15.00	= 112.50	134.55	25	= 2812.50
11	J1	AS PER PLAN	= 119.62	143.07	1	= 119.62
12	J2	AS PER PLAN	= 112.31	134.32	1	= 112.31
13	K	7.99 X 17.99	= 143.74	171.91	6	= 862.44
14	L	6.71 X 11.29	= 75.76	90.61	5	= 378.80
15	M	7.06 X 17.99	= 127.01	151.90	28	= 3556.28
16	N	7.50 X 15.00	= 112.50	134.55	12	= 1350.00
17	O	7.61 X 18.55	= 141.17	168.84	11	= 1552.87
18	P	7.50 X 18.29	= 137.18	164.07	8	= 1097.44
19	Q	7.54 X 18.29	= 137.91	164.94	30	= 4137.30
20	Q1	8.01 X 18.29	= 146.50	175.21	2	= 293.00
21	R	7.32 X 15.76	= 115.36	137.97	10	= 1153.60
22	R1	7.05 X 15.76	= 111.11	132.89	2	= 222.22
23	TOTAL				276	= 36161.87 SQMT 8.9358 ACRES



Features that make us most Promising Project

Investing in plots at Sigma Industrial Park offers strategic location advantages, excellent infrastructure and potential for lucrative industrial development.

- Industrial complex with all modern amenities
- All infrastructure facilities in place
- Near city's major transit routes with desirable location
- Direct access from highway
- Wide internal roads connected to all plots
- Approved / licensed industrial project
- Ample parking space for heavy vehicles
- Orange zone category
- CCTV surveillance & 24x7 security

Site Address: Vill. Mauli, Barwala on NH-07, Panchkula, Haryana



Sr No.	Category	Dimension (in feet)	Area (in sq. mt.)	Area (in sq. yd.)	No. of Plots	Total (in sq. mt.)	Total (in sq. yd.)
1	A	As Per Plan	851.47	1,018.36	1	851.47	1,018.36
2	B	73.31 x 137.46	936.69	1,120.28	2	1,873.38	2,240.56
3	C	56.65 x 119.23	627.76	750.80	12	7,533.12	9,009.61
4	D	43.98 x 98.40	402.30	481.15	10	4,023.00	4,811.51
5	E	62.81 x 197.95	1,155.70	1,382.22	6	6,934.20	8,293.30
6	E1	62.98 x 197.95	1,158.72	1,385.83	1	1,158.72	1,385.83
7	F	47.59 x 94.56	418.32	500.31	30	12,549.60	15,009.32
8	F1	47.72 x 94.56	419.48	501.70	2	838.96	1,003.40
9	G	51.56 x 87.25	418.15	500.11	14	5,854.10	7,001.50
10	G1	42.38 x 87.25	343.67	411.03	1	343.67	411.03
11	H	115.46 x 180.73	1,939.52	2,319.67	1	1,939.52	2,319.67
12	I	49.46 x 87.25	401.13	479.75	2	802.26	959.50
13	I1	49.53 x 87.25	401.66	480.39	1	401.66	480.39
14	J	56.06 x 76.26	397.34	475.22	4	1,589.36	1,900.87
15	J1	56.19 x 76.26	398.27	476.33	1	398.27	476.33
16	K	46.90 x 109.09	475.62	568.84	6	2,853.72	3,413.05
17					94	49,945.01	59,734.23

or 12.3417 Acres

Features that make us most Promising Project

Investing at Sigma Industrial Park offers strategic location advantages, excellent infrastructure and potential for lucrative industrial development.

- Industrial complex with all modern amenities
- All infrastructure facilities in place
- Near city's major transit routes with desirable location
- Wide internal roads connected to all plots
- Approved / licensed industrial project
- Ample parking space for heavy vehicles
- Orange zone category
- CCTV surveillance & 24x7 security
- Approx 300 ft. front on highway

Site Address: Vill. Kakkar Majra, Sehzadpur, on NH-07, Panchkula, Haryana



COMING SOON

COMING SOON

Features that make us most Promising Project

Investing in plots at Sigma Industrial Park offers strategic location advantages, excellent infrastructure and potential for lucrative industrial development.

- Industrial complex with all modern amenities
- All infrastructure facilities in place
- Near city's major transit routes with desirable location
- Near HSIIDC Alipur
- Wide internal roads connected to all plots
- Approved / licensed industrial project
- Ample parking space for heavy vehicles
- Orange zone category
- CCTV surveillance & 24x7 security

Site Address: Vill. Manak Tabra, Near HSIIDC, Panchkula Extension, Haryana



DETAIL OF INDUSTRIAL PLOTS							
S.NO.	CATEGORY	SIZE(IN METERS)		AREA(IN SQMT)	AREA(IN SQ.YRD)	NO. OF PLOTS	TOTAL(IN SQMT)
1	A	15.24	X 27.44	= 418.19	500.16	10	= 4181.90
2	A1	16.78	X 27.44	= 460.44	550.69	1	= 460.44
3	B	13.10	X 27.26	= 357.11	427.10	9	= 3213.99
4	B1	13.20	X 27.26	= 359.83	430.36	1	= 359.83
5	C	16.01	X 40.23	= 644.08	770.32	3	= 1932.24
6	C1	16.02	X 40.23	= 644.48	770.80	1	= 644.48
7	D	14.33	X 27.44	= 393.22	470.29	4	= 1572.88
8	D1	14.77	X 27.44	= 405.29	484.73	1	= 405.29
9	E	13.72	X 21.61	= 296.49	354.60	2	= 592.98
10	E1	13.74	X 21.61	= 296.92	355.12	1	= 296.92
11	F	15.08	X 35.02	= 528.10	631.61	3	= 1584.30
12	F1	15.11	X 35.02	= 529.15	632.86	1	= 529.15
13	G	14.17	X 23.78	= 336.96	403.00	20	= 6739.20
14	H	10.97	X 23.10	= 253.41	303.08	23	= 5828.43
15	H1	10.93	X 23.10	= 252.48	301.97	1	= 252.48
16	I	12.20	X 25.95	= 316.59	378.64	9	= 2849.31
17	I1	14.25	X 25.95	= 369.79	442.27	1	= 369.79
18						91	= 31813.61 SQMT 7.8613 ACRES 61.42%

For internal use only

For internal use only



COMING SOON

Features that make us most Promising Project

Investing at Avenue 7 offers strategic location advantages, excellent infrastructure, and potential for lucrative commercial development.

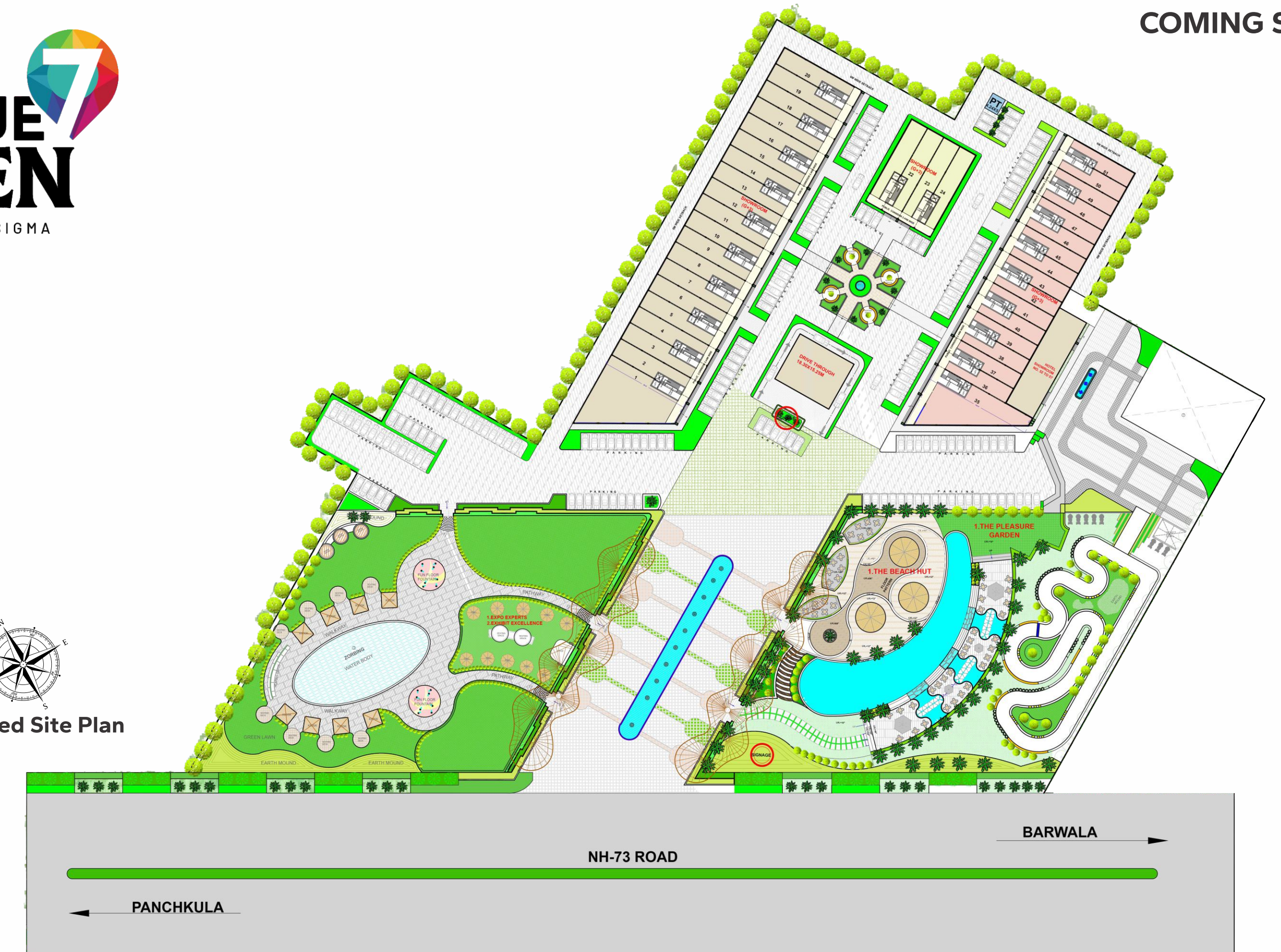
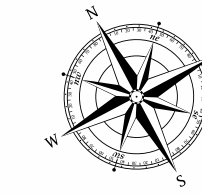
- Direct entry from highway
- 10 acres total, including 8 acres of open area with beautiful soft & hard landscaping
- Near city's major transit routes with most desirable location
- European style architecture
- Ample parking space
- Dedicated play area
- Waterbody for artistic beautification & fun activities
- Food kiosk & family entertainment
- Big catchment area for entertainment in entire Tricity region.

Site Address: Sector 14, Panchkula Extn.-II on NH-07, Panchkula, Haryana



COMING SOON

Proposed Site Plan



For internal use only

For internal use only

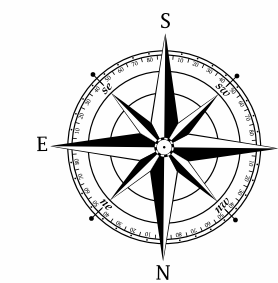
Features that make us most Promising Project

Investing at Sigma Crossroads offers strategic location advantages, excellent infrastructure and potential for lucrative Commercial development.


- Access from 2 highways
- Near city's major transit routes with most desirable location
- Highway facing showroom
- Independent showroom sites
- Approved / licensed commercial project
- CCTV surveillance & 24/7 security
- Ample parking space

Site Address: Opp. Paras Downtown Mall, Zirakpur

For internal use only



SITE PLAN



For internal use only

DESCRIPTION OF COMMERCIAL PLOTS			
SHOWROOM	SIZE	AREA IN SQ.FT	AREA IN SQ.YD
S-01 to S-21, S-27 to S-33	16'-0" X 75'-0"	1200.000	133.333
S-22	As Per Diagram	2611.681	290.187
S-23 to S-26	18'-10 ¹ / ₂ " X 60'-0"	1132.500	125.833
S-34	14'-0" X 30'-0"	420.000	46.667

COMING SOON

COMING SOON

Features that make us most Promising Project

Investing in plots at Sigma Industrial Park offers strategic location advantages, excellent infrastructure and potential for lucrative industrial development.

- Industrial complex with all modern amenities
- All infra structural facilities in place
- Near city's major transit routes with most desirable location
- Wide internal roads connected to all plots
- Wide roads for smooth circulation within township
- Orange zone category
- CCTV surveillance & 24/7 security

Site Address: Sigma Industrial Park
(NH-344, Panchkula- Yamuna Nagar Highway, Saha)



For internal use only

For internal use only

S.NO.	CATEGORY	SIZE(IN METERS)	AREA(IN SQMT)	AREA(IN SQ.YRD)	NO. OF PLOTS	TOTAL(IN SQMT)
1	A	15.24 X 23.92	364.54	435.99	19	6926.26
2	A1	AS PER PLAN	260.77	311.88	1	260.77
3	B	9.58 X 25.91	248.22	296.87	2	496.44
4	C	15.09 X 28.66	432.48	517.25	3	1297.44
5	D	12.54 X 25.31	317.39	379.60	3	952.17
6	E	16.76 X 37.64	630.85	754.50	8	5046.80
7	F	12.54 X 25.31	317.39	379.60	3	952.17
8	G	11.58 X 23.17	268.31	320.90	82	22001.42
9	H	14.02 X 25.91	363.26	434.46	6	2179.56
10	H1	13.85 X 25.91	358.85	429.18	2	717.70
11	H2	10.66 X 25.91	276.20	330.34	2	552.40
12	I	13.72 X 31.25	428.75	512.79	13	5573.75
13	I1	AS PER PLAN	486.11	581.39	1	486.11
14	J	15.45 X 23.85	368.48	440.70	2	736.96
15	J1	AS PER PLAN	366.09	437.84	1	366.09
16	J2	12.20 X 22.82	278.40	332.97	1	278.40
17	K	10.67 X 21.49	229.30	274.24	2	458.60
18	K1	11.89 X 21.49	255.52	305.60	1	255.52
19	L	12.96 X 25.91	335.79	401.60	36	12088.44
20	L1	17.68 X 25.91	458.09	547.88	2	916.18
21	M	12.96 X 28.93	374.93	448.42	6	2249.58
22	M1	AS PER PLAN	367.46	439.48	1	367.46
23	N	13.72 X 24.39	334.63	400.22	14	4684.82
24	O	12.20 X 23.91	291.70	348.87	3	875.10
25	O1	12.18 X 23.91	291.22	348.30	1	291.22
26	P	13.72 X 25.91	355.49	425.17	11	3910.39
27	P1	10.67 X 25.91	276.46	330.65	2	552.92
28					228	75474.67 SQMT 18.6502 ACRES 64.99%

COMING SOON

Features that make us most Promising Project

Investing in plots at Sigma Industrial Park offers strategic location advantages, excellent infrastructure and potential for lucrative industrial development.

- Industrial complex with all modern amenities
- All infra structural facilities in place
- Near city's major transit routes with most desirable location
- Wide internal roads connected to all plots
- Wide roads for smooth circulation within township
- Orange zone category
- CCTV surveillance & 24/7 security

Sigma Industrial Park, Panipat
(NH-709 Ad , Panipat to Sanauli Road, Kurar, Panipat)

DETAIL OF INDUSTRIAL PLOTS						
S.NO.	CATEGORY	SIZE(IN METERS)	AREA(IN SQMT)	AREA(IN SQ.YD)	NO. OF PLOTS	TOTAL(IN SQMT)
1	A	25.14 X 48.61	1222.06	1461.58	1	1222.06
2	B	18.29 X 48.76	891.82	1066.62	14	12485.48
3	B1	18.29 X 36.57	668.87	799.97	14	9364.18
4	B2	24.20 X 48.76	1179.99	1411.27	1	1179.99
5	B3	24.20 X 36.57	884.99	1058.45	1	884.99
6	C	20.12 X 53.64	1079.24	1290.77	3	3237.72
7	D	20.12 X 60.35	1214.24	1452.23	3	3642.72
8	E	AS PER PLAN	463.69	554.57	1	463.69
9	E1	AS PER PLAN	470.46	562.67	1	470.46
10	E2	AS PER PLAN	477.49	571.08	1	477.49
11	E3	AS PER PLAN	484.53	579.50	1	484.53
12	F	15.24 X 34.15	520.45	622.46	8	4163.60
13	F1	12.18 X 34.15	415.95	497.48	1	415.95
14	G	19.89 X 31.94	635.29	759.81	3	1905.87
15	H	13.72 X 33.52	459.89	550.03	11	5058.79
16	I	15.93 X 33.21	529.04	632.73	4	2116.16
17	J	20.12 X 38.56	775.83	927.89	3	2327.49
18	J1	16.45 X 52.15	857.87	1026.01	1	857.87
19	K	30.29 X 108.96	3300.40	3947.28	1	3300.40
20	L	15.06 X 34.14	514.15	614.92	1	514.15
21	M	AS PER PLAN	736.39	880.72	1	736.39
22	M1	AS PER PLAN	725.12	867.24	1	725.12
23	M2	AS PER PLAN	713.85	853.76	1	713.85
24	M3	AS PER PLAN	713.85	853.76	1	713.85
25	M4	AS PER PLAN	725.13	867.26	1	725.13
26	M5	AS PER PLAN	735.66	879.85	1	735.66
27	N	20.12 X 36.57	735.79	880.00	6	4414.74
28	O	18.44 X 36.57	674.35	806.52	3	2023.05
29	P	16.76 X 37.03	620.62	742.26	8	4964.96
30	Q	21.33 X 60.35	1287.27	1539.57	4	5149.08
31	Q1	20.29 X 60.35	1224.50	1464.50	1	1224.50
32					102	76699.92 SQMT 18.9529 ACRES @5.00%

COMING SOON



For internal use only

COMING SOON

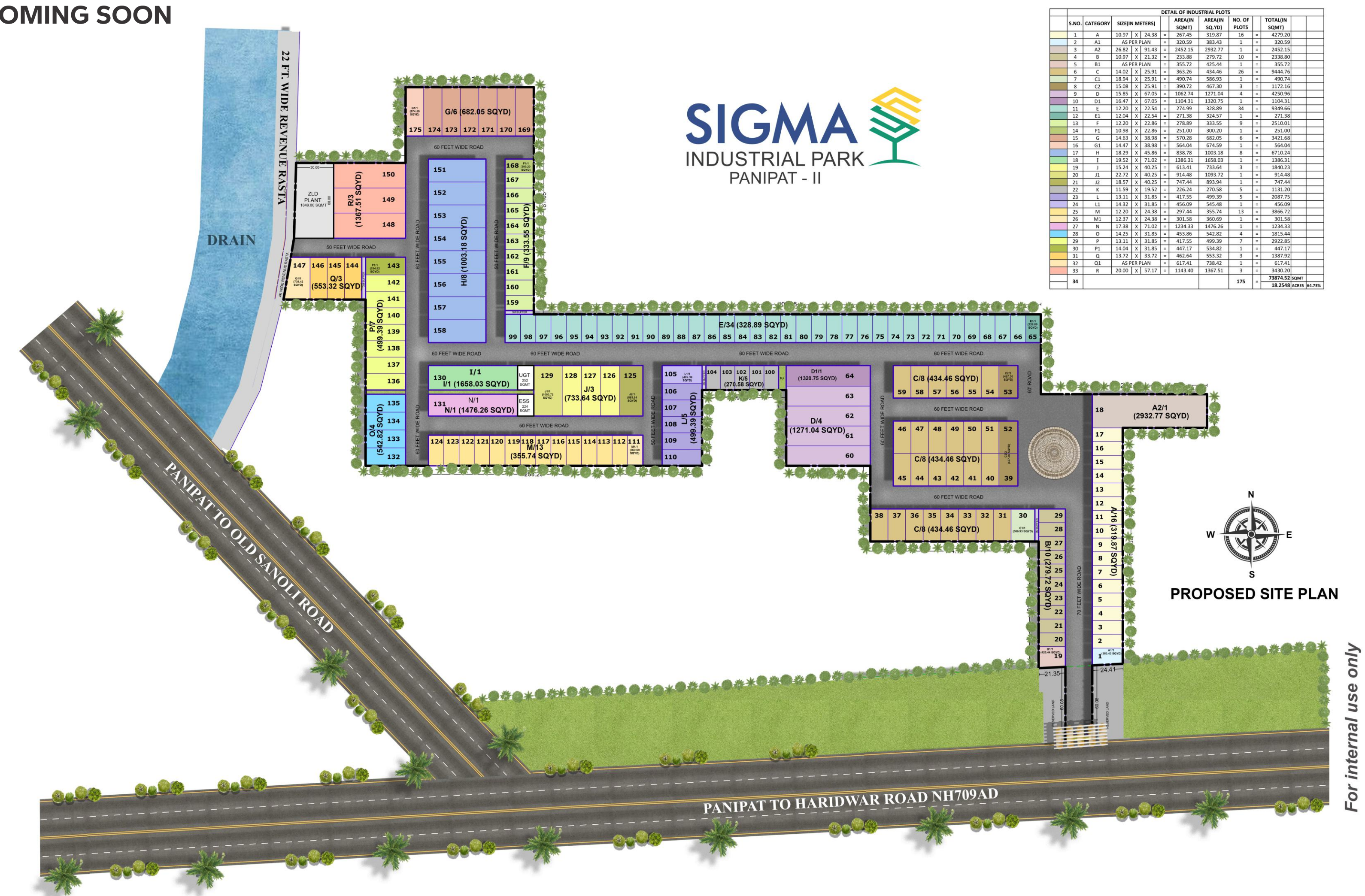
COMING SOON

Features that make us most Promising Project

Investing in plots at Sigma Industrial Park offers strategic location advantages, excellent infrastructure and potential for lucrative industrial development.

- Industrial complex with all modern amenities
- All infra structural facilities in place
- Near city's major transit routes with most desirable location
- Wide internal roads connected to all plots
- Wide roads for smooth circulation within township
- Orange zone category
- CCTV surveillance & 24/7 security

Sigma Industrial Park, Panipat
(NH-709 Ad , Panipat to Sanauli Road, Kurar, Panipat)



For internal use only